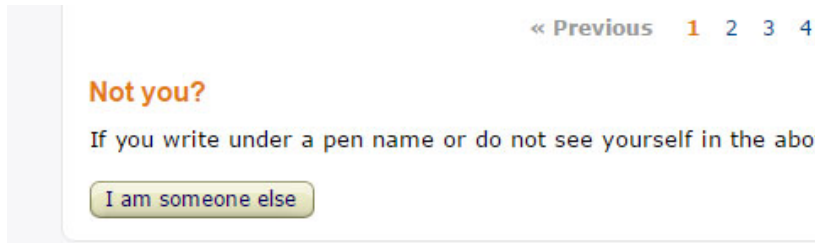
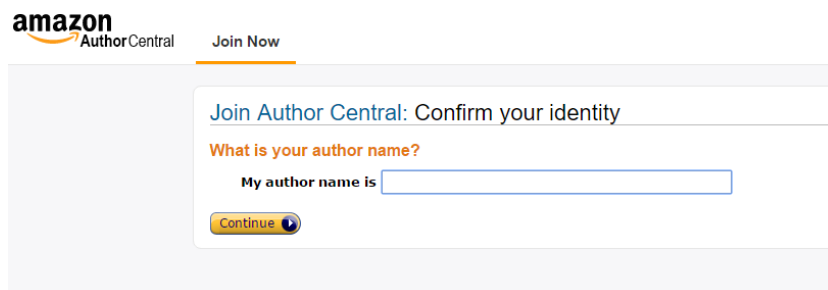


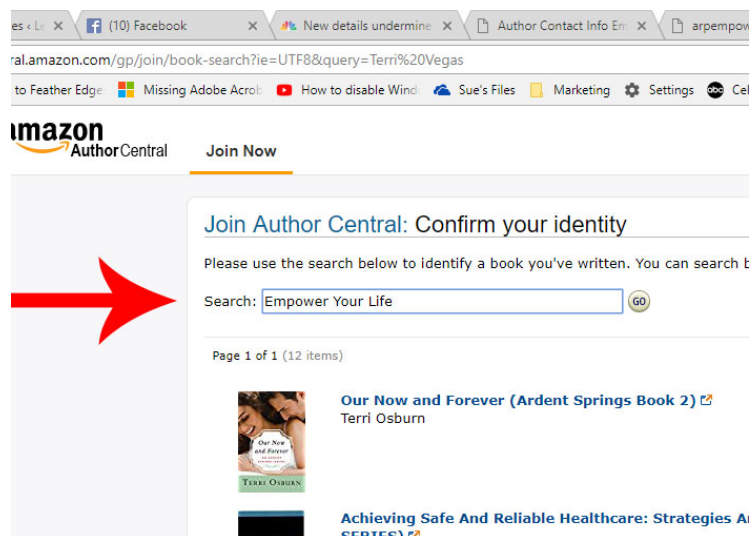
1. Create your author page on Amazon at <https://authorcentral.amazon.com/> with your email and password. Complete your author page with your bio, photo, etc.
2. Amazon will ask “Are you any of these authors?” Scroll to the bottom and click the button “I am someone else”



3. You must confirm your identity as an author. Type in your name.



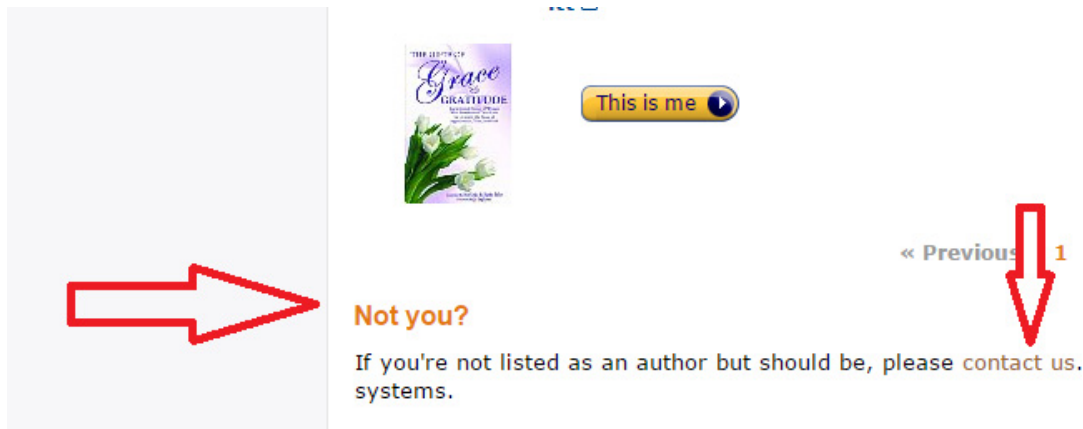
4. Amazon will not be able to associate your name with the book “Empower Your Life” yet, so they will ask you to confirm using the title of the book. Enter “Empower Your Life in the search bar



5. A list of books will be listed – select “This is my book” by the Empower Your Life book



6. This will generate a list of authors that have already added the book to their author page - your name will **not** be listed. Go to the bottom of the page and click on “contact us”.



7. Fill out the contact form choosing the option “Add Book” in the drop down sections per the image below and send via the E-mail option. It usually takes 2-3 days for your name to be listed on the book page.

